
Audited Financial Statements

Of the Good Spirit School Division No. 204

School Division No. 2040500

For the Period Ending: August 31, 2021

Keith Gervais, CPA, CMA
Chief Financial Officer

Miller Moar Grodecki Kreklewich & Chorney
Auditor

Note - Copy to be sent to Ministry of Education, Regina

CONTENTS

1	Management Responsibility for Financial Statements
2 - 3	Auditors' Report
4	Statement of Financial Position
5	Statement of Operations and Accumulated Surplus from Operations
6	Statement of Changes in Net Financial Assets
7	Statement of Cash Flows
A1 – A2	Schedule A: Supplementary Details of Revenue
B1 – B3	Schedule B: Supplementary Details of Expenses
C1	Schedule C: Supplementary Details of Tangible Capital Assets
D1	Schedule D: Non-Cash Items Included in Surplus/Deficit
D1	Schedule E: Net Change in Non-Cash Operating Activities
N1- N17	Notes to Financial Statements

...page 1

Management's Responsibility for the Financial Statements


The school division's management is responsible for the preparation of the financial statements in accordance with Canadian public sector accounting standards and the format specified in the Financial Reporting Manual issued by the Ministry of Education. The preparation of financial statements necessarily involves the use of estimates based on management's judgment, particularly when transactions affecting the current accounting period cannot be finalized with certainty until future periods.

The school division's management maintains a system of accounting and administrative controls to ensure that accurate and reliable financial statements are prepared and to provide reasonable assurance that transactions are authorized, assets are safeguarded, and financial records are properly maintained to provide reliable information for the preparation of financial statements.


The Board of Education is composed of elected officials who are not employees of the school division. The Board is responsible for ensuring that management fulfills its responsibilities for financial reporting and internal control, and for approving the financial statements. The Board is also responsible for the appointment of the school division's external auditors.

The external auditors, Miller Moar Grodecki Kreklewich & Chorney, conduct an independent examination in accordance with Canadian auditing standards and express their opinion on the financial statements. The accompanying Auditors' Report outlines their responsibilities, the scope of their examination and their opinion on the school division's financial statements. The external auditors have full and free access to, and meet periodically and separately with, both the Board and management to discuss their audit findings.


On behalf of the Good Spirit School Division No. 204:



Board Chair



CEO/Director of Education



Chief Financial Officer

November 18, 2021

Miller Moar Grodecki Krekewich & Chorney

Chartered Professional Accountants

INDEPENDENT AUDITOR'S REPORT

To: The Chairman and Board of Trustees of the
Good Spirit School Division No. 204
Yorkton, Saskatchewan

Opinion

We have audited the financial statements of Good Spirit School Division No. 204 (the School Division) which comprise the statement of financial position as at August 31, 2021, and the statements of operations and accumulated surplus from operations, changes in net financial assets and cash flows for the year then ended, and notes to the financial statements, including a summary of significant accounting policies.

In our opinion, the accompanying financial statements present fairly, in all material respects, the financial position of the Good Spirit School Division No. 204 as at August 31, 2021, and the results of its operations and accumulated surplus from operations, changes in net financial assets and its cash flows for the year then ended in accordance with Canadian public sector accounting standards.

Basis for Opinion

We conducted our audit in accordance with Canadian generally accepted auditing standards. Our responsibilities under those standards are further described in the Auditor's Responsibilities for the Audit of the Financial Statements section of our report. We are independent of the School Division in accordance with the ethical requirements that are relevant to our audit of the financial statements in Canada, and we have fulfilled our other ethical responsibilities in accordance with these requirements. We believe that the audit evidence we have obtained is sufficient and appropriate to provide a basis for our audit opinion.

Responsibilities of Management and Those Charged with Governance for the Financial Statements.

Management is responsible for the preparation and fair presentation of the financial statements in accordance with Canadian public sector accounting standards, and for such internal control as management determines is necessary to enable the preparation of the financial statements that are free from material misstatement, whether due to fraud or error.

In preparing the financial statements, management is responsible for assessing the School Division's ability to continue as a going concern, disclosing, as applicable, matters related to going concern and using the going concern basis of accounting unless management either intends to liquidate the School Division or to cease operations, or has no realistic alternative but to do so.

Those charged with governance are responsible for overseeing the School Division's financial reporting process.

Auditor's Responsibilities for the Audit of the Financial Statements

Our objectives are to obtain reasonable assurance about whether the financial statements as a whole are free from material misstatement, whether due to fraud or error, and to issue an auditor's report that includes our opinion. Reasonable assurance is a high level of assurance, but is not a guarantee that an audit conducted in accordance with Canadian generally accepted auditing standards will always detect a material misstatement when it exists. Misstatements can arise from fraud or error and are considered material if, individually or in the aggregate, they could reasonably be expected to influence the economic decisions of users taken on the basis of these financial statements. As part of an audit in accordance with Canadian generally accepted auditing standards, we exercise professional judgment and maintain professional skepticism throughout the audit. We also:

Continued on the next page...

- Identify and assess the risks of material misstatement of the financial statements, whether due to fraud or error, design and perform audit procedures responsive to those risks, and obtain audit evidence that is sufficient and appropriate to provide a basis for our opinion. The risk of not detecting a material misstatement resulting from fraud is higher than for one resulting from error, as fraud may involve collusion, forgery, intentional omissions, misrepresentations, or the override of internal control.
- Obtain an understanding of internal control relevant to the audit in order to design audit procedures that are appropriate in the circumstances, but not for the purpose of expressing an opinion on the effectiveness of the School Division's internal control.
- Evaluate the appropriateness of accounting policies used and the reasonableness of accounting estimates and related disclosures made by management.
- Conclude on the appropriateness of management's use of the going concern basis of accounting and, based on the audit evidence obtained, whether a material uncertainty exists related to events or conditions that may cast significant doubt on the School Division's ability to continue as a going concern. If we conclude that a material uncertainty exists, we are required to draw attention in our auditor's report to the related disclosures in the financial statements or, if such disclosures are inadequate, to modify our opinion. Our conclusions are based on the audit evidence obtained up to the date of our auditor's report. However, future events or conditions may cause the School Division to cease to continue as a going concern.
- Evaluate the overall presentation, structure and content of the financial statements, including the disclosures, and whether the financial statements represent the underlying transactions and events in a manner that achieves fair presentation.

We communicate with those charged with governance regarding, among other matters, the planned scope and timing of the audit and significant audit findings, including any significant deficiencies in internal control that we identify during our audit.



MILLER MOAR GRODECKI KRELEWICH & CHORNEY
Chartered Professional Accountants

Melville, Saskatchewan
November 18, 2021

Good Spirit School Division No. 204
Statement of Financial Position
as at August 31, 2021


	2021	2020
	\$	\$
Financial Assets		
Cash and Cash Equivalents	19,430,147	18,219,507
Accounts Receivable (Note 7)	1,385,317	2,288,025
Portfolio Investments (Note 3)	57,270	57,174
Total Financial Assets	20,872,734	20,564,706
Liabilities		
Accounts Payable and Accrued Liabilities (Note 8)	2,862,163	3,565,247
Long-Term Debt (Note 9)	744,969	1,247,519
Liability for Employee Future Benefits (Note 5)	1,022,300	933,500
Deferred Revenue (Note 10)	64,283	781,340
Total Liabilities	4,693,715	6,527,606
Net Financial Assets	16,179,019	14,037,100
Non-Financial Assets		
Tangible Capital Assets (Schedule C)	65,128,641	62,874,621
Prepaid Expenses	1,034,682	1,075,044
Total Non-Financial Assets	66,163,323	63,949,665
Accumulated Surplus (Note 13)	82,342,342	77,986,765


Contingent Liabilities (Note 16)

Contractual Obligations and Commitments (Note 17)

The accompanying notes and schedules are an integral part of these statements.

Approved by the Board:





Chairperson

Chief Financial Officer

Good Spirit School Division No. 204
Statement of Operations and Accumulated Surplus from Operations
for the year ended August 31, 2021

	2021	2021	2020
	Budget	Actual	Actual
	\$	\$	\$
	(Note 14)		
REVENUES			
Property Taxes and Other Related	-	3,018	-
Grants	72,248,887	76,666,554	71,553,326
Tuition and Related Fees	2,004,040	1,670,302	2,325,647
School Generated Funds	2,500,000	1,052,633	1,971,564
Complementary Services (Note 11)	893,483	874,399	891,268
External Services (Note 12)	436,896	337,580	392,715
Other	593,000	523,952	623,177
Total Revenues (Schedule A)	78,676,306	81,128,438	77,757,697
EXPENSES			
Governance	388,694	293,344	254,928
Administration	2,841,551	2,754,108	2,835,774
Instruction	54,994,561	55,047,747	52,257,183
Plant	10,148,202	9,242,440	9,243,453
Transportation	7,457,584	6,569,019	6,387,727
Tuition and Related Fees	695,166	533,277	692,862
School Generated Funds	2,500,000	966,253	2,030,329
Complementary Services (Note 11)	871,614	878,839	889,080
External Services (Note 12)	454,408	457,614	403,403
Other	58,211	30,220	277,500
Total Expenses (Schedule B)	80,409,991	76,772,861	75,272,239
Operating Surplus (Deficit) for the Year	(1,733,685)	4,355,577	2,485,458
Accumulated Surplus from Operations, Beginning of Year	77,986,765	77,986,765	75,501,307
Accumulated Surplus from Operations, End of Year	76,253,080	82,342,342	77,986,765

The accompanying notes and schedules are an integral part of these statements.

Good Spirit School Division No. 204
Statement of Changes in Net Financial Assets
for the year ended August 31, 2021

	2021 Budget	2021 Actual	2020 Actual
	\$	\$	\$
	(Note 14)		
Net Financial Assets, Beginning of Year	14,037,100	14,037,100	9,722,941
Changes During the Year			
Operating Surplus (Deficit) for the Year	(1,733,685)	4,355,577	2,485,458
Acquisition of Tangible Capital Assets (Schedule C)	(3,278,000)	(6,170,686)	(3,379,443)
Proceeds on Disposal of Tangible Capital Assets (Schedule C)	-	-	19,198
Net Loss on Disposal of Capital Assets (Schedule C)	-	-	202,681
Amortization of Tangible Capital Assets (Schedule C)	3,858,271	3,916,666	4,587,190
Net Change in Other Non-Financial Assets	-	40,362	399,075
Change in Net Financial Assets	(1,153,414)	2,141,919	4,314,159
Net Financial Assets, End of Year	12,883,686	16,179,019	14,037,100

The accompanying notes and schedules are an integral part of these statements.

Good Spirit School Division No. 204
Statement of Cash Flows
for the year ended August 31, 2021

	2021	2020
	\$	\$
OPERATING ACTIVITIES		
Operating Surplus for the Year	4,355,577	2,485,458
Add Non-Cash Items Included in Surplus (Schedule D)	3,916,666	4,789,871
Net Change in Non-Cash Operating Activities (Schedule E)	(388,271)	137,463
Cash Provided by Operating Activities	7,883,972	7,412,792
CAPITAL ACTIVITIES		
Cash Used to Acquire Tangible Capital Assets	(6,170,686)	(3,379,443)
Proceeds on Disposal of Tangible Capital Assets	-	19,198
Cash (Used) by Capital Activities	(6,170,686)	(3,360,245)
INVESTING ACTIVITIES		
Cash Used to Acquire Portfolio Investments	(96)	(166)
Cash (Used) by Investing Activities	(96)	(166)
FINANCING ACTIVITIES		
Proceeds from Issuance of Long-Term Debt	-	1,243,963
Repayment of Long-Term Debt	(502,550)	(1,093,852)
Cash Provided (Used) by Financing Activities	(502,550)	150,111
INCREASE IN CASH AND CASH EQUIVALENTS	1,210,640	4,202,492
CASH AND CASH EQUIVALENTS, BEGINNING OF YEAR	18,219,507	14,017,015
CASH AND CASH EQUIVALENTS, END OF YEAR	19,430,147	18,219,507

The accompanying notes and schedules are an integral part of these statements.

Good Spirit School Division No. 204
Schedule A: Supplementary Details of Revenues
for the year ended August 31, 2021

	2021 Budget	2021 Actual	2020 Actual
	\$	\$	\$
Property Taxes and Other Related Revenue			
Other Tax Revenues			
Treaty Land Entitlement - Rural	-	3,018	-
Total Other Tax Revenues	<u>-</u>	<u>3,018</u>	<u>-</u>
Total Property Taxes and Other Related Revenue	<u>-</u>	<u>3,018</u>	<u>-</u>
Grants			
Operating Grants			
Ministry of Education Grants			
Operating Grant	68,404,164	68,923,504	67,544,628
Other Ministry Grants	2,111,723	3,061,167	2,133,476
Total Ministry Grants	<u>70,515,887</u>	<u>71,984,671</u>	<u>69,678,104</u>
Other Provincial Grants	333,000	3,820,825	275,222
Federal Grants	-	96,758	-
Grants from Others	-	14,300	-
Total Operating Grants	<u>70,848,887</u>	<u>75,916,554</u>	<u>69,953,326</u>
Capital Grants			
Ministry of Education Capital Grants	1,400,000	750,000	1,600,000
Total Capital Grants	<u>1,400,000</u>	<u>750,000</u>	<u>1,600,000</u>
Total Grants	<u>72,248,887</u>	<u>76,666,554</u>	<u>71,553,326</u>
Tuition and Related Fees Revenue			
Operating Fees			
Tuition Fees			
Federal Government and First Nations	1,992,040	1,611,253	2,260,280
Individuals and Other	12,000	59,049	64,867
Total Tuition Fees	<u>2,004,040</u>	<u>1,670,302</u>	<u>2,325,147</u>
Transportation Fees	-	-	500
Total Operating Tuition and Related Fees	<u>2,004,040</u>	<u>1,670,302</u>	<u>2,325,647</u>
Total Tuition and Related Fees Revenue	<u>2,004,040</u>	<u>1,670,302</u>	<u>2,325,647</u>
School Generated Funds Revenue			
Curricular			
Student Fees	50,000	76,144	79,457
Total Curricular Fees	<u>50,000</u>	<u>76,144</u>	<u>79,457</u>
Non-Curricular Fees			
Commercial Sales - Non-GST	250,000	116,166	203,525
Fundraising	420,000	120,080	312,299
Grants and Partnerships	30,000	6,566	25,948
Other	1,750,000	733,677	1,350,335
Total Non-Curricular Fees	<u>2,450,000</u>	<u>976,489</u>	<u>1,892,107</u>
Total School Generated Funds Revenue	<u>2,500,000</u>	<u>1,052,633</u>	<u>1,971,564</u>

Good Spirit School Division No. 204
Schedule A: Supplementary Details of Revenues
for the year ended August 31, 2021

	2021 Budget	2021 Actual	2020 Actual
	\$	\$	\$
Complementary Services			
Operating Grants			
Ministry of Education Grants			
Operating Grant	725,483	725,483	721,681
Other Ministry Grants	25,000	25,000	25,000
Federal Grants	115,000	94,567	120,208
Total Operating Grants	865,483	845,050	866,889
Fees and Other Revenue			
Other Revenue	28,000	29,349	24,379
Total Fees and Other Revenue	28,000	29,349	24,379
Total Complementary Services Revenue	893,483	874,399	891,268
External Services			
Operating Grants			
Ministry of Education Grants			
Other Ministry Grants	226,896	230,736	264,468
Other Provincial Grants	-	625	1,218
Other Grants	-	10,690	-
Total Operating Grants	226,896	242,051	265,686
Fees and Other Revenue			
Other Revenue	210,000	95,529	127,029
Total Fees and Other Revenue	210,000	95,529	127,029
Total External Services Revenue	436,896	337,580	392,715
Other Revenue			
Miscellaneous Revenue	188,000	267,308	271,026
Sales & Rentals	225,000	158,104	167,703
Investments	180,000	98,540	176,253
Gain on Disposal of Capital Assets	-	-	8,195
Total Other Revenue	593,000	523,952	623,177
TOTAL REVENUE FOR THE YEAR	78,676,306	81,128,438	77,757,697

Good Spirit School Division No. 204
Schedule B: Supplementary Details of Expenses
for the year ended August 31, 2021

	2021 Budget	2021 Actual	2020 Actual
	\$	\$	\$
Governance Expense			
Board Members Expense	138,792	123,779	104,229
Professional Development - Board Members	8,800	2,415	9,276
Grants to School Community Councils	47,568	-	-
Elections	40,000	21,768	1,327
Other Governance Expenses	153,534	145,382	140,096
Total Governance Expense	388,694	293,344	254,928
Administration Expense			
Salaries	2,031,964	2,067,724	1,987,606
Benefits	238,466	252,037	238,548
Supplies & Services	220,325	185,406	354,669
Non-Capital Furniture & Equipment	6,000	7,160	2,112
Building Operating Expenses	49,400	43,097	29,182
Communications	42,200	28,924	33,885
Travel	50,760	14,323	29,151
Professional Development	52,400	8,243	21,809
Amortization of Tangible Capital Assets	150,036	147,194	138,812
Total Administration Expense	2,841,551	2,754,108	2,835,774
Instruction Expense			
Instructional (Teacher Contract) Salaries	37,287,537	37,114,963	35,056,163
Instructional (Teacher Contract) Benefits	1,782,616	1,858,736	1,729,220
Program Support (Non-Teacher Contract) Salaries	8,490,925	8,401,630	8,023,233
Program Support (Non-Teacher Contract) Benefits	1,587,930	1,640,026	1,577,490
Instructional Aids	1,198,359	1,075,886	971,398
Supplies & Services	1,019,114	1,533,889	887,278
Non-Capital Furniture & Equipment	416,887	466,744	327,833
Communications	213,507	239,434	187,693
Travel	202,900	96,406	122,556
Professional Development	375,454	143,032	217,025
Student Related Expense	164,423	151,446	53,746
Amortization of Tangible Capital Assets	2,254,909	2,325,555	3,103,548
Total Instruction Expense	54,994,561	55,047,747	52,257,183

Good Spirit School Division No. 204
Schedule B: Supplementary Details of Expenses
for the year ended August 31, 2021

	2021 Budget	2021 Actual	2020 Actual
	\$	\$	\$
Plant Operation & Maintenance Expense			
Salaries	3,064,586	3,269,132	2,874,199
Benefits	600,623	603,158	551,571
Supplies & Services	30,110	65,101	19,125
Non-Capital Furniture & Equipment	16,500	45,498	26,346
Building Operating Expenses	6,103,223	4,933,993	5,468,567
Communications	10,500	5,518	6,623
Travel	73,400	62,645	58,664
Professional Development	16,000	5,768	5,442
Amortization of Tangible Capital Assets	233,260	251,627	232,916
Total Plant Operation & Maintenance Expense	10,148,202	9,242,440	9,243,453
Student Transportation Expense			
Salaries	3,338,323	3,032,293	3,115,066
Benefits	596,489	545,508	554,088
Supplies & Services	1,364,656	1,158,227	890,286
Non-Capital Furniture & Equipment	511,200	486,403	446,475
Building Operating Expenses	59,375	62,020	51,987
Communications	21,440	18,255	6,050
Travel	28,000	19,046	26,619
Professional Development	29,800	5,068	17,797
Contracted Transportation	317,955	79,844	197,164
Amortization of Tangible Capital Assets	1,190,346	1,162,355	1,082,195
Total Student Transportation Expense	7,457,584	6,569,019	6,387,727
Tuition and Related Fees Expense			
Tuition Fees	687,966	529,677	686,112
Transportation Fees	7,200	3,600	6,750
Total Tuition and Related Fees Expense	695,166	533,277	692,862
School Generated Funds Expense			
Cost of Sales	250,000	97,039	211,076
School Fund Expenses	2,221,401	840,615	1,790,654
Amortization of Tangible Capital Assets	28,599	28,599	28,599
Total School Generated Funds Expense	2,500,000	966,253	2,030,329

Good Spirit School Division No. 204
Schedule B: Supplementary Details of Expenses
for the year ended August 31, 2021

	2021 Budget	2021 Actual	2020 Actual
	\$	\$	\$
Complementary Services Expense			
Instructional (Teacher Contract) Salaries & Benefits	515,863	543,598	506,640
Program Support (Non-Teacher Contract) Salaries & Benefits	274,124	259,252	308,283
Instructional Aids	65,006	63,753	60,600
Supplies & Services	1,000	711	2,125
Non-Capital Furniture & Equipment	500	1,000	570
Building Operating Expenses	3,500	3,519	3,211
Communications	1,500	2,928	2,246
Travel	7,000	1,677	3,647
Professional Development (Non-Salary Costs)	-	146	508
Student Related Expenses	-	740	-
Contracted Transportation & Allowances	2,000	179	130
Amortization of Tangible Capital Assets	1,121	1,336	1,120
Total Complementary Services Expense	871,614	878,839	889,080
External Service Expense			
Program Support (Non-Teacher Contract) Salaries & Benefits	179,050	162,809	144,931
Supplies & Services	115,358	133,303	98,573
Non-Capital Furniture & Equipment	-	450	-
Communications	-	996	-
Travel	10,000	8,409	9,899
Professional Development (Non-Salary Costs)	-	1,647	-
Student Related Expenses	150,000	150,000	150,000
Total External Services Expense	454,408	457,614	403,403
Other Expense			
Interest and Bank Charges			
Current Interest and Bank Charges	2,000	1,078	5,077
Interest on Capital Loans	24,056	21,537	29,640
Interest on Other Long-Term Debt	32,155	7,605	31,907
Total Interest and Bank Charges	58,211	30,220	66,624
Loss on Disposal of Tangible Capital Assets	-	-	210,876
Total Other Expense	58,211	30,220	277,500
TOTAL EXPENSES FOR THE YEAR	80,409,991	76,772,861	75,272,239

Good Spirit School Division No. 204

**Schedule C - Supplementary Details of Tangible Capital Assets
for the year ended August 31, 2021**

	Land		School	Other	Furniture and	Computer Hardware and	Computer	Assets			
	Land	Improvements	Buildings	Buses	Vehicles	Equipment	Audio Visual Equipment	Software	Under Construction	2021	2020
	\$	\$	\$	\$	\$	\$	\$	\$	\$	\$	\$
Tangible Capital Assets - at Cost											
Opening Balance as of September 1	998,589	778,771	89,396,932	12,624,033	762,763	6,439,767	1,345,272	607,096	55,534	113,008,757	116,247,223
Additions/Purchases	-	-	-	1,143,894	73,949	328,732	782,070	14,015	3,828,026	6,170,686	3,379,443
Disposals	-	-	-	-	-	(689,969)	-	-	-	(689,969)	(6,617,909)
Transfers to (from)	-	-	1,647,972	-	-	-	-	-	(1,647,972)	-	-
Closing Balance as of August 31	998,589	778,771	91,044,904	13,767,927	836,712	6,078,530	2,127,342	621,111	2,235,588	118,489,474	113,008,757
Tangible Capital Assets - Amortization											
Opening Balance as of September 1	-	202,730	38,342,492	6,422,258	620,784	3,962,947	376,498	206,427	-	50,134,136	51,942,976
Amortization of the Period	-	38,939	1,591,141	1,053,227	75,772	607,853	425,512	124,222	-	3,916,666	4,587,190
Disposals	-	-	-	-	-	(689,969)	-	-	-	(689,969)	(6,396,030)
Closing Balance as of August 31	N/A	241,669	39,933,633	7,475,485	696,556	3,880,831	802,010	330,649	N/A	53,360,833	50,134,136
Net Book Value											
Opening Balance as of September 1	998,589	576,041	51,054,440	6,201,775	141,979	2,476,820	968,774	400,669	55,534	62,874,621	64,304,247
Closing Balance as of August 31	998,589	537,102	51,111,271	6,292,442	140,156	2,197,699	1,325,332	290,462	2,235,588	65,128,641	62,874,621
Change in Net Book Value	-	(38,939)	56,831	90,667	(1,823)	(279,121)	356,558	(110,207)	2,180,054	2,254,020	(1,429,626)
Disposals											
Historical Cost	-	-	-	-	-	689,969	-	-	-	689,969	6,617,909
Accumulated Amortization	-	-	-	-	-	689,969	-	-	-	689,969	6,396,030
Net Cost	-	-	-	-	-	-	-	-	-	-	221,879
Price of Sale	-	-	-	-	-	-	-	-	-	-	19,198
Gain (Loss) on Disposal	-	-	-	-	-	-	-	-	-	-	(202,681)
Net Book Value (NBV) of Assets											
Pledged as Security for Debt	-	-	-	-	-	-	133,705	-	-	133,705	466,526

Sch C-1

Closing costs of leased tangible capital assets of \$308,412 (2020 - \$1,392,793) representing, \$0 (2020 - \$1,084,381) in School Buses, \$308,412 (2020 - \$308,412) in Computer Hardware and Audio Visual Equipment. Accumulated amortization of \$174,707 (2020 - \$926,267) has been recorded on these assets.

Good Spirit School Division No. 204
Schedule D: Non-Cash Items Included in Surplus / Deficit
for the year ended August 31, 2021

	2021	2020
	\$	\$
Non-Cash Items Included in Surplus / Deficit		
Amortization of Tangible Capital Assets (Schedule C)	3,916,666	4,587,190
Net Loss on Disposal of Tangible Capital Assets (Schedule C)	-	202,681
Total Non-Cash Items Included in Surplus / Deficit	3,916,666	4,789,871

Good Spirit School Division No. 204
Schedule E: Net Change in Non-Cash Operating Activities
for the year ended August 31, 2021

	2021	2020
	\$	\$
Net Change in Non-Cash Operating Activities		
Decrease (Increase) in Accounts Receivable	902,708	(1,083,413)
(Decrease) Increase in Accounts Payable and Accrued Liabilities	(703,084)	527,583
Increase in Liability for Employee Future Benefits	88,800	80,900
(Decrease) Increase in Deferred Revenue	(717,057)	213,318
Decrease in Prepaid Expenses	40,362	399,075
Total Net Change in Non-Cash Operating Activities	(388,271)	137,463

GOOD SPIRIT SCHOOL DIVISION NO. 204
NOTES TO THE FINANCIAL STATEMENTS
As at August 31, 2021

1. AUTHORITY AND PURPOSE

The school division operates under the authority of *The Education Act, 1995* of Saskatchewan as a corporation under the name of “The Board of Education of the Good Spirit School Division No. 204” and operates as “the Good Spirit School Division No. 204”. The school division provides education services to residents within its geographic region and is governed by an elected board of trustees. The school division is exempt from income tax and is a registered charity under the *Income Tax Act*.

2. SIGNIFICANT ACCOUNTING POLICIES

These financial statements have been prepared in accordance with Canadian public sector accounting standards for other government organizations as established by the Public Sector Accounting Board (PSAB) and as published by the Chartered Professional Accountants of Canada (CPA Canada).

Significant aspects of the accounting policies adopted by the school division are as follows:

a) Basis of Accounting

The financial statements are prepared using the accrual basis of accounting.

b) Trust Funds

Trust funds are properties assigned to the school division (trustee) under a trust agreement or statute to be administered for the benefit of the trust beneficiaries. As a trustee, the school division merely administers the terms and conditions embodied in the agreement, and it has no unilateral authority to change the conditions set out in the trust indenture.

Trust funds are not included in the financial statements as they are not controlled by the school division. Trust fund activities administered by the school division are disclosed in Note 15 of the financial statements.

c) Measurement Uncertainty and the Use of Estimates

Canadian public sector accounting standards require management to make estimates and assumptions that affect the reported amount of assets and liabilities and disclosure of contingent assets and liabilities at the date of the financial statements, and the reported amounts of revenues and expenses during the year.

Measurement uncertainty that may be material to these financial statements exists for:

- the liability for employee future benefits of \$ 1,022,300 (2020 - \$ 933,500) because actual experience may differ significantly from actuarial estimations.
- uncollectible accounts receivable of \$298,513 (2020 - \$298,513) because actual collectability may differ from initial estimates.
- useful lives of capital assets and related accumulated amortization of \$ 53,360,833 (2020 - \$ 50,134,136) because the actual useful lives of the capital assets may differ

GOOD SPIRIT SCHOOL DIVISION NO. 204
NOTES TO THE FINANCIAL STATEMENTS
As at August 31, 2021

from their estimated economic lives.

These estimates and assumptions are reviewed periodically and, as adjustments become necessary, they are reported in earnings in the periods in which they become known.

While best estimates are used for reporting items subject to measurement uncertainty, it is reasonably possible that changes in future conditions, occurring within one fiscal year, could require material changes in the amounts recognized or disclosed.

d) Financial Instruments

Financial instruments are any contracts that give rise to financial assets of one entity and financial liabilities or equity instruments of another entity. A contract establishing a financial instrument creates, at its inception, rights and obligations to receive or deliver economic benefits. The school division recognizes a financial instrument when it becomes a party to the contractual provisions of a financial instrument. The financial assets and financial liabilities portray these rights and obligations in the financial statements. Financial instruments of the school division include cash and cash equivalents, accounts receivable, portfolio investments, accounts payable and accrued liabilities and long-term debt.

All financial instruments are measured at cost or amortized cost. Transaction costs are a component of the cost of financial instruments measured using cost or amortized cost. For financial instruments measured using amortized cost, the effective interest rate method is used to determine interest revenues or expenses. Impairment losses such as write-downs or write-offs are reported in the statement of operations and accumulated surplus from operations.

Gains and losses on financial instruments, measured at cost or amortized cost, are recognized in the statement of operations and accumulated surplus from operations in the period the gain or loss occurs.

Remeasurement gains and losses have not been recognized by the school division in a statement of remeasurement gains and losses because it does not have financial instruments that give rise to material gains or losses.

e) Financial Assets

Financial assets are assets that could be used to discharge existing liabilities or finance future operations and are not for consumption in the normal course of operations. Valuation allowances are used where considered necessary to reduce the amounts reported for financial assets to their net realizable value.

GOOD SPIRIT SCHOOL DIVISION NO. 204
NOTES TO THE FINANCIAL STATEMENTS
As at August 31, 2021

Cash and Cash Equivalents consist of cash, bank deposits and highly liquid investments with initial maturity terms of three months or less and held for the purpose of meeting short-term operating cash commitments rather than for investing purposes.

Accounts Receivable includes provincial grants receivable and other receivables. Provincial grants receivable represents capital grants earned but not received at the end of the fiscal year, provided reasonable estimates of the amounts can be made. Grants are earned when the events giving rise to the grant have occurred, the grant is authorized and any eligibility criteria have been met.

Other receivables are recorded at cost less valuation allowances. These allowances are recorded where collectability is considered doubtful.

Portfolio Investments consist of shares and equity in Credit Unions and Co-operatives. The school division values its portfolio investments in accordance with its policy for financial instruments, as described in Note 2 (d).

f) Non-Financial Assets

Non-financial assets are assets held for consumption in the provision of services. These assets do not normally provide resources to discharge the liabilities of the school division unless they are sold.

Tangible Capital Assets have useful lives extending beyond the accounting period, are used by the school division to provide services to the public and are not intended for sale in the ordinary course of operations.

Tangible capital assets are recorded at cost (or estimated cost when the actual cost is unknown) and include all costs directly attributable to the acquisition, design, construction, development, installation and betterment of the tangible capital asset. The school division does not capitalize interest incurred while a tangible capital asset is under construction.

GOOD SPIRIT SCHOOL DIVISION NO. 204
NOTES TO THE FINANCIAL STATEMENTS
As at August 31, 2021

The cost of depreciable tangible capital assets, net of any residual value, is amortized on a straight line basis over their estimated useful lives as follows:

Land improvements (pavement, fencing, lighting, etc.)	20 years
Buildings	50 years
School buses	12 years
Other vehicles – passenger	5 years
Other vehicles – heavy (graders, 1 ton truck, etc.)	10 years
Furniture and equipment	10 years
Computer hardware and audio visual equipment	5 years
Computer software	5 years
Leased capital assets	Asset Life

Assets under construction are not amortized until completed and placed into service for use.

Prepaid Expenses are prepaid amounts for goods or services which will provide economic benefits in one or more future periods. Prepaid expenses include insurance premiums, Saskatchewan School Boards Association membership fees, Workers' Compensation premiums, consumable school supplies, bus garage parts, computer parts and promotional items.

g) Liabilities

Liabilities are present obligations arising from transactions and events occurring prior to year-end, which will be satisfied in the future through the use of assets or another form of economic settlement.

Accounts Payable and Accrued Liabilities include accounts payable and accrued liabilities owing to third parties and employees for work performed, goods supplied and services rendered, but not yet paid, at the end of the fiscal period.

Long-Term Debt is comprised of capital loans and other long-term debt with initial maturities of more than one year and are incurred for the purpose of financing capital expenses in accordance with the provisions of *The Education Act, 1995*.

Long-term debt also includes capital lease obligations where substantially all of the benefits and risks incident to ownership are transferred to the school division without necessarily transferring legal ownership. The amount of the lease liability recorded at the beginning of the lease term is the present value of the minimum lease payments, excluding the portion thereof relating to executory costs.

Liability for Employee Future Benefits represents post-employment and compensated absence benefits that accrue to the school division's employees. The cost of these benefits is recorded as the benefits are earned by employees. The liability relating to these benefits is actuarially determined using the projected benefit method pro-rated on service. Actuarial valuations are performed periodically using assumptions including discount rate, inflation, salary escalation, termination and retirement rates and mortality. An actuary extrapolates these valuations when a valuation is not done in the current fiscal

GOOD SPIRIT SCHOOL DIVISION NO. 204
NOTES TO THE FINANCIAL STATEMENTS
As at August 31, 2021

year. Actuarial gains and losses are amortized on a straight line basis over the expected average remaining service life of the related employee groups.

h) Employee Pension Plans

Employees of the school division participate in the following pension plans:

Multi-Employer Defined Benefit Plans

The school division's employees participate in one of the following multi-employer defined benefit plans:

- i) Teachers participate in the Saskatchewan Teachers' Retirement Plan (STRP) or the Saskatchewan Teachers' Superannuation Plan (STSP). The school division's obligation for these plans is limited to collecting and remitting contributions of the employees at rates determined by the plans.
- ii) Other employees participate in the Municipal Employees' Pension Plan (MEPP). The plan is accounted for as a defined contribution plan whereby the school division's contributions are expensed when due.

i) Revenue Recognition

Revenues are recorded on the accrual basis. Revenues are recognized in the period in which the transactions or events occurred that gave rise to the revenues, provided the amount to be received can be reasonably estimated and collection is reasonably assured.

The school division's sources of revenue include the following:

i) Government Transfers (Grants)

Grants from governments are considered to be government transfers. Government transfers are recognized as revenues when the transfer is authorized, all eligibility criteria have been met, except when, and to the extent, stipulations by the transferor give rise to an obligation that meets the definition of a liability. Transfers with stipulations that meet the definition of a liability are recorded as deferred revenue and recognized as revenue in the statement of operations and accumulated surplus from operations as the stipulation liabilities are settled.

ii) Fees and Services

Revenues from tuition fees and other fees and services are recognized in the year they are earned. Amounts that are restricted pursuant to legislation, regulation or agreements with external parties that may only be used in the conduct of certain programs or in the delivery of specific services and transactions are initially recorded as deferred revenue and subsequently recognized as revenue in the fiscal year the related expenses are incurred, or services are performed.

GOOD SPIRIT SCHOOL DIVISION NO. 204
NOTES TO THE FINANCIAL STATEMENTS
As at August 31, 2021

iii) Interest Income

Interest is recognized as revenue when it is earned.

iv) Other (Non-Government Transfer) Contributions

Unrestricted contributions are recognized as revenue in the year received or in the year the funds are committed to the school division if the amount can be reasonably estimated and collection is reasonably assured. Externally restricted contributions are contributions for which the contributor has placed restrictions on the use of the resources. Externally restricted contributions are deferred until the resources are used for the purpose specified, at which time the contributions are recognized as revenue. In-kind contributions are recorded at their fair value when they are received.

3. PORTFOLIO INVESTMENTS

Portfolio investments are comprised of the following:

	2021	2020
Portfolio investments in the cost or amortized cost category:	Cost	Cost
Shares/Equity in Co-operatives/Credit Unions	\$ 57,270	\$ 57,174
Total portfolio investments	\$ 57,270	\$ 57,174

4. EXPENSES BY FUNCTION AND ECONOMIC CLASSIFICATION

Function	Salaries & Benefits	Goods & Services	Debt Service	Amortization of TCA	2021 Actual	2020 Actual
Governance	\$ 126,194	\$ 167,150	\$ -	\$ -	\$ 293,344	\$ 254,928
Administration	2,319,761	287,153	-	147,194	2,754,108	2,835,774
Instruction	49,015,355	3,706,837	-	2,325,555	55,047,747	52,257,183
Plant	3,872,290	5,118,523	-	251,627	9,242,440	9,243,453
Transportation	3,577,801	1,828,863	-	1,162,355	6,569,019	6,387,727
Tuition and Related Fees	-	533,277	-	-	533,277	692,862
School Generated Funds	-	937,654	-	28,599	966,253	2,030,329
Complementary Services	802,850	74,653	-	1,336	878,839	889,080
External Services	162,809	294,805	-	-	457,614	403,403
Other	-	-	30,220	-	30,220	277,500
TOTAL	\$ 59,877,060	\$ 12,948,915	\$ 30,220	\$ 3,916,666	\$ 76,772,861	\$ 75,272,239

GOOD SPIRIT SCHOOL DIVISION NO. 204
NOTES TO THE FINANCIAL STATEMENTS
As at August 31, 2021

5. EMPLOYEE FUTURE BENEFITS

The school division provides certain post-employment, compensated absence and termination benefits to its employees. These benefits include accumulating non-vested sick leave. The liability associated with these benefits is calculated as the present value of expected future payments pro-rated for service and is recorded as Liability for Employee Future Benefits in the statement of financial position. HUB International Limited, a firm of consulting actuaries, performed an actuarial valuation as at March 31, 2021 and extrapolated the results to estimate the Liability for Employee Future Benefits as at August 31, 2021.

Details of the employee future benefits are as follows:

	2021	2020
Long-term assumptions used:		
Discount rate at end of period (per annum)	1.97%	1.54%
Inflation and productivity rate - Teachers (excluding merit and promotion) (per annum)	2.50%	2.50%
Inflation and productivity rate - Non-Teachers (excluding merit and promotion) (per annum)	3.00%	3.00%
Expected average remaining service life (years)	14	14

Liability for Employee Future Benefits	2021	2020
Accrued Benefit Obligation - beginning of year	\$ 1,006,000	\$ 886,100
Current period service cost	86,400	78,800
Interest cost	16,600	18,400
Benefit payments	(28,800)	(27,300)
Actuarial (gains) losses	(350,400)	50,000
Accrued Benefit Obligation - end of year	729,800	1,006,000
Unamortized net actuarial gains (losses)	292,500	(72,500)
Liability for Employee Future Benefits	\$ 1,022,300	\$ 933,500

Employee Future Benefits Expense	2021	2020
Current period service cost	\$ 86,400	\$ 78,800
Amortization of net actuarial loss	14,600	11,000
Benefit cost	101,000	89,800
Interest cost	16,600	18,400
Total Employee Future Benefits Expense	\$ 117,600	\$ 108,200

GOOD SPIRIT SCHOOL DIVISION NO. 204
NOTES TO THE FINANCIAL STATEMENTS
As at August 31, 2021

6. PENSION PLANS

Multi-Employer Defined Benefit Plans

Information on the multi-employer pension plans to which the school division contributes is as follows:

i) Saskatchewan Teachers' Retirement Plan (STRP) and Saskatchewan Teachers' Superannuation Plan (STSP)

The STRP and STSP provide retirement benefits based on length of service and pensionable earnings.

The STRP and STSP are funded by contributions by the participating employee members and the Government of Saskatchewan. The school division's obligation to the STRP and STSP is limited to collecting and remitting contributions of the employees at rates determined by the plans. Accordingly, these financial statements do not include any expense for employer contributions to these plans. Net pension assets or liabilities for these plans are not reflected in these financial statements as ultimate responsibility for retirement benefits rests with the Saskatchewan Teachers' Federation for the STRP and with the Government of Saskatchewan for the STSP.

Details of the contributions to these plans for the school division's employees are as follows:

	2021			2020
	STRP	STSP	TOTAL	TOTAL
Number of active School Division members	469	1	470	461
Member contribution rate (percentage of salary)	9.50% / 11.70 %	6.05% / 11.70 %	6.05% / 11.70 %	6.05% / 11.70 %
Member contributions for the year	\$ 3,783,659	\$ 134	\$ 3,783,793	\$ 3,635,532

ii) Municipal Employees' Pension Plan (MEPP)

The MEPP provides retirement benefits based on length of service and pensionable earnings. The MEPP is funded by employer and employee contributions at rates set by the Municipal Employees' Pension Commission.

Every three years, an actuarial valuation is performed to assess the financial position of the plan and the adequacy of plan funding. Any actuarially determined deficiency is the responsibility of the participating employers and employees which could affect future contribution rates and/or benefits.

The contributions to the MEPP by the participating employers are not segregated in separate accounts or restricted to provide benefits to the employees of a particular employer. As a result, individual employers are not able to identify their share of the underlying assets and liabilities, and the net pension assets or liabilities for this plan are

GOOD SPIRIT SCHOOL DIVISION NO. 204
NOTES TO THE FINANCIAL STATEMENTS
As at August 31, 2021

not recognized in these financial statements. The plan is accounted for as a defined contribution plan whereby the school division's contributions are expensed when due.

Details of the MEPP are as follows:

	2021	2020
Number of active School Division members	461	473
Member contribution rate (percentage of salary)	9.00%	9.00%
School Division contribution rate (percentage of salary)	9.00%	9.00%
Member contributions for the year	\$ 1,304,928	\$ 1,289,601
School Division contributions for the year	\$ 1,304,928	\$ 1,289,601
Actuarial extrapolation date	Dec/31/2020	Dec/31/2019
Plan Assets (in thousands)	\$ 3,221,426	\$ 2,819,222
Plan Liabilities (in thousands)	\$ 2,382,526	\$ 2,160,754
Plan Surplus (in thousands)	\$ 838,900	\$ 658,468

7. ACCOUNTS RECEIVABLE

All accounts receivable presented on the statement of financial position are net of any valuation allowances for doubtful accounts. Details of accounts receivable balances and allowances are as follows:

	2021			2020		
	Total Receivable	Valuation Allowance	Net of Allowance	Total Receivable	Valuation Allowance	Net of Allowance
Provincial Grants Receivable	\$ 800,000	\$ -	\$ 800,000	\$ 1,600,000	\$ -	\$ 1,600,000
GST/PST Receivables	258,730	-	258,730	129,374	-	129,374
Other Receivables	625,100	298,513	326,587	857,164	298,513	558,651
Total Accounts Receivable	\$ 1,683,830	\$ 298,513	\$ 1,385,317	\$ 2,586,538	\$ 298,513	\$ 2,288,025

8. ACCOUNTS PAYABLE AND ACCRUED LIABILITIES

Details of accounts payable and accrued liabilities are as follows:

	2021	2020
Accrued Salaries and Benefits	\$ 1,292,500	\$ 1,290,628
Supplier Payments	1,411,451	2,066,523
Other (Caution Fees, Schools, Scholarships)	158,212	208,096
Total Accounts Payable and Accrued Liabilities	\$ 2,862,163	\$ 3,565,247

GOOD SPIRIT SCHOOL DIVISION NO. 204
NOTES TO THE FINANCIAL STATEMENTS
As at August 31, 2021

9. LONG-TERM DEBT

Details of long-term debt are as follows:

		2021	2020
Capital Loans:	BMO Bus Loan - 2.85% matures Oct 2023 monthly repayments of \$24,275	\$ 611,264	\$ 881,025
		611,264	881,025
<u>Other Long-Term Debt:</u>			
Capital Leases:	RBC 23 Bus Lease 27694	-	171,063
	Concentra Copier Lease 17106 matures Sep 2021 quarterly repayments of \$4,038	3,866	20,062
	Concentra Copier Lease 18742 matures Aug 2023 quarterly repayments of \$4,184	36,263	53,001
	Concentra Copier Lease 50901 matures Sep 2024 quarterly repayments of \$7,198	93,576	122,368
		133,705	366,494
Total Long-Term Debt		\$ 744,969	\$ 1,247,519

Future principal repayments over the next 5 years are estimated as follows :

	Capital Loans	Capital Leases	Total
2022	\$ 277,481	\$ 49,396	\$ 326,877
2023	285,493	45,530	331,023
2024	48,290	31,582	79,872
2025	-	7,197	7,197
Total	\$ 611,264	\$ 133,705	\$ 744,969

Principal and interest payments on the long-term debt are as follows :

	Capital Loans	Capital Leases	2021	2020
Principal	\$ 269,761	\$ 232,789	\$ 502,550	\$ 1,093,852
Interest	21,537	7,605	29,142	61,547
Total	\$ 291,298	\$ 240,394	\$ 531,692	\$ 1,155,399

GOOD SPIRIT SCHOOL DIVISION NO. 204
NOTES TO THE FINANCIAL STATEMENTS
As at August 31, 2021

10. DEFERRED REVENUE

Details of deferred revenues are as follows:

	Balance as at August 31, 2020	Additions during the Year	Revenue recognized in the Year	Balance as at August 31, 2021
Capital projects:				
Federal capital tuition	\$ 499,889	\$ -	\$ 499,889	\$ -
Total capital projects deferred revenue	499,889	-	499,889	-
Non-Capital deferred revenue:				
Foreign Tuition	11,771	-	11,771	-
Climate Action Incentive Fund	205,010	-	205,010	-
Parent and Preschool Education	64,670	14,858	15,245	64,283
Total non-capital deferred revenue	281,451	14,858	232,026	64,283
Total Deferred Revenue	\$ 781,340	\$ 14,858	\$ 731,915	\$ 64,283

11. COMPLEMENTARY SERVICES

Complementary services represent those services and programs where the primary purpose is other than K-12 learning/learning support, but which have the specific objective of enhancing the school division's ability to successfully deliver its K-12 curriculum/learning programs.

Following is a summary of the revenues and expenses of the Complementary Services programs operated by the school division:

Summary of Complementary Services Revenues and Expenses, by Program	Pre-K Programs	Other Programs	2021	2020
Revenues:				
Operating Grants	\$ 725,483	\$ 119,567	\$ 845,050	\$ 866,889
Fees and Other Revenues	-	29,349	29,349	24,379
Total Revenues	725,483	148,916	874,399	891,268
Expenses:				
Salaries & Benefits	706,673	96,177	802,850	814,923
Instructional Aids	42,575	21,178	63,753	60,600
Supplies and Services	-	711	711	2,125
Non-Capital Equipment	-	1,000	1,000	570
Building Operating Expenses	3,519	-	3,519	3,211
Communications	1,585	1,343	2,928	2,246
Travel	1,677	-	1,677	3,647
Professional Development (Non-Salary Costs)	146	-	146	508
Student Related Expenses	-	740	740	-
Contracted Transportation & Allowances	179	-	179	130
Amortization of Tangible Capital Assets	-	1,336	1,336	1,120
Total Expenses	756,354	122,485	878,839	889,080
Excess (Deficiency) of Revenues over Expenses	\$ (30,871)	\$ 26,431	\$ (4,440)	\$ 2,188

GOOD SPIRIT SCHOOL DIVISION NO. 204
NOTES TO THE FINANCIAL STATEMENTS
As at August 31, 2021

12. EXTERNAL SERVICES

External services represent those services and programs that are outside of the school division's learning/learning support and complementary programs. These services have no direct link to the delivery of the school division's K-12 programs nor do they directly enhance the school division's ability to deliver its K-12 programs.

Following is a summary of the revenues and expenses of the External Services programs operated by the school division:

Summary of External Services Revenues and Expenses, by Program	Invitational Shared Services Initiative	KidsFirst	Cafeteria	2021	2020
Revenues:					
Operating Grants	\$ 150,000	\$ 92,051	\$ -	\$ 242,051	\$ 265,686
Fees and Other Revenues	-	-	95,529	95,529	127,029
Total Revenues	150,000	92,051	95,529	337,580	392,715
Expenses:					
Salaries & Benefits	-	55,248	107,561	162,809	144,931
Supplies and Services	-	63,026	70,277	133,303	98,573
Non-Capital Equipment	-	450	-	450	-
Communications	-	996	-	996	-
Travel	-	8,409	-	8,409	9,899
Professional Development	-	1,647	-	1,647	-
Student Related Expenses	150,000	-	-	150,000	150,000
Total Expenses	150,000	129,776	177,838	457,614	403,403
Excess (Deficiency) of Revenues over Expenses	\$ -	\$ (37,725)	\$ (82,309)	\$ (120,034)	\$ (10,688)

13. ACCUMULATED SURPLUS

Accumulated surplus represents the financial assets and non-financial assets of the school division less liabilities. This represents the accumulated balance of net surplus arising from the operations of the school division including school generated funds.

Certain amounts of the accumulated surplus, as approved by the board of education, have been designated for specific future purposes. These internally restricted amounts, or designated assets, are included in the accumulated surplus presented in the statement of financial position. The school division does not maintain separate bank accounts for designated assets.

Details of accumulated surplus are as follows:

GOOD SPIRIT SCHOOL DIVISION NO. 204
NOTES TO THE FINANCIAL STATEMENTS
As at August 31, 2021

	August 31, 2020	Additions during the year	Reductions during the year	August 31, 2021
Invested in Tangible Capital Assets:				
Net Book Value of Tangible Capital Assets	\$ 62,874,621	\$ 6,170,686	\$ 3,916,666	\$ 65,128,641
Less: Debt owing on Tangible Capital Assets	(1,247,519)	-	(502,550)	(744,969)
	61,627,102	6,170,686	3,414,116	64,383,672
PMR maintenance project allocations (1)	3,230,925	2,115,549	881,527	4,464,947
Federal capital tuition reserves (2)	-	499,889	-	499,889
Education Emergency Pandemic Support program allocation (3)	-	3,651,464	2,505,401	1,146,063
Designated Assets:				
Capital Projects:				
Designated for tangible capital asset expenditures	45,000	-	-	45,000
Anne Portnuff Theatre Upgrades	1,499	-	-	1,499
Minor Renovations	1,539,434	-	1,539,434	-
Risk Management and Security	11,299	-	-	11,299
Purchase of Buses	1,627,132	500,000	500,000	1,627,132
Unified Student Information System - USIS	128,671	-	56,033	72,638
Board Elections	50,000	-	-	50,000
Instructional Resources	50,000	-	-	50,000
Technology Resources	1,600,000	500,000	500,000	1,600,000
	5,053,035	1,000,000	2,595,467	3,457,568
Other:				
School generated funds	1,567,268	129,999	-	1,697,267
Future Expenditures YRHS Flood	100,000	-	-	100,000
School budget carryovers	667,961	592,717	667,961	592,717
Other (Fitness Centre, Kidsfirst, PPEP)	131,365	186,618	224,438	93,545
	2,466,594	909,334	892,399	2,483,529
Unrestricted Surplus	5,609,109	297,565	-	5,906,674
Total Accumulated Surplus	\$ 77,986,765	\$ 10,493,134	\$ 7,783,509	\$ 82,342,342

- (1) **PMR Maintenance Project Allocations** represent transfers received from the Ministry of Education as funding support for maintenance projects on the school division's approved 3-year capital maintenance plans. Unspent funds at the end of a fiscal year are designated for future approved capital plan maintenance project expenditures.
- (2) **Federal Capital Tuition Reserves** represent reserves that were created as a result of Ministry of Education direction to set aside a portion of the tuition collected from First Nations students. These reserves are to be used to fund future capital projects for schools with First Nations students.
- (3) **Education Emergency Pandemic Support Program Allocation** represent transfers received from the Ministry of Finance in 2020-21 to support costs related to the COVID-19 pandemic in the current and following school year. Unspent funds at the end of the 2021-22 school year must be repaid to the Government of Saskatchewan.

GOOD SPIRIT SCHOOL DIVISION NO. 204
NOTES TO THE FINANCIAL STATEMENTS
As at August 31, 2021

14. BUDGET FIGURES

Budget figures included in the financial statements were approved by the board of education on June 18, 2020 and the Minister of Education on August 14, 2020.

15. TRUSTS

The school division, as the trustee, administers trust funds for the Public Section of the Saskatchewan School Boards Association and scholarships. The trust assets and transactions are not included in the financial statements.

Information about these trusts is as follows:

	Public Section		Scholarships		Total	Total
	2021	2020	2021	2020	2021	2020
Cash and short-term investments	\$ 186,719	\$ 186,503	\$ 19,366	\$ 18,183	\$ 206,085	\$ 204,686
Portfolio investments	-	-	215,099	225,601	215,099	225,601
Total Assets	186,719	186,503	234,465	243,784	421,184	430,287
Revenues						
Contributions and donations	97,441	209,586	16,476	8,170	113,917	217,756
Interest on investments	-	-	4,643	5,858	4,643	5,858
	97,441	209,586	21,119	14,028	118,560	223,614
Expenses						
Litigation	97,225	349,942	-	-	97,225	349,942
Awards to Students	-	-	30,438	17,500	30,438	17,500
	97,225	349,942	30,438	17,500	127,663	367,442
Excess (Deficiency) of Revenues over Expenses	216	(140,356)	(9,319)	(3,472)	(9,103)	(143,828)
Trust Fund Balance, Beginning of Year	186,503	326,859	243,784	247,256	430,287	574,115
Trust Fund Balance, End of Year	\$ 186,719	\$ 186,503	\$ 234,465	\$ 243,784	\$ 421,184	\$ 430,287

16. CONTINGENT LIABILITIES

The school division contracted Pinchin to do a phase I environmental assessment of the Yorkton Bus Garage facility. Their report dated December 21, 2018 recommended that a further phase II assessment be completed. At this time, the school division has no basis to determine if it has a contaminated site liability and no determination of cost, if any is known. Management plans that if the property was sold its sale price would be sufficient to cover any potential remediation cost or the property be sold as is for a nominal amount with the liability transferred to the buyer with their knowledge.

GOOD SPIRIT SCHOOL DIVISION NO. 204
NOTES TO THE FINANCIAL STATEMENTS
As at August 31, 2021

17. CONTRACTUAL OBLIGATIONS AND COMMITMENTS

Capital lease obligations of the school division are as follows:

	Capital Leases	
	Copiers	Total Capital
Future minimum lease payments:		
2022	\$ 49,396	\$ 49,396
2023	45,530	45,530
2024	31,582	31,582
2025	7,197	7,197
Total Lease Obligations	\$ 133,705	\$ 133,705

18. RISK MANAGEMENT

The school division is exposed to financial risks from its financial assets and liabilities. These risks include credit risk, liquidity risk and market risk (consisting of interest rate risk).

i) Credit Risk

Credit risk is the risk to the school division from potential non-payment of accounts receivable. The credit risk related to the school division's receivables from the provincial government, federal government and their agencies are considered to be minimal. For other receivables, the school division has adopted credit policies which include close monitoring of overdue accounts.

The school division does not have a significant exposure to any individual customer. Management reviews accounts receivable on a case by case basis to determine if a valuation allowance is necessary to reflect impairment in collectability.

The aging of grants and other accounts receivable as at August 31, 2021, was:

	August 31, 2021				
	Total	0-30 days	30-60 days	60-90 days	Over 90 days
Grants Receivable	\$ 800,000	\$ -	\$ -	\$ -	\$ 800,000
Other Receivables	625,100	88,596	-	59,838	476,666
Gross Receivables	1,425,100	88,596	-	59,838	1,276,666
Allowance for Doubtful Accounts	(298,513)	-	-	-	(298,513)
Net Receivables	\$ 1,126,587	\$ 88,596	\$ -	\$ 59,838	\$ 978,153

GOOD SPIRIT SCHOOL DIVISION NO. 204
NOTES TO THE FINANCIAL STATEMENTS
As at August 31, 2021

Receivable amounts related to GST and PST are not applicable to credit risk, as these do not meet the definition of a financial instrument.

ii) Liquidity Risk

Liquidity risk is the risk that the school division will not be able to meet its financial obligations as they come due. The school division manages liquidity risk by monitoring budgets and maintaining adequate cash balances.

The following table sets out the contractual maturities of the school division's financial liabilities:

	August 31, 2021				
	Total	Within 6 months	6 months to 1 year	1 to 5 years	> 5 years
Accounts payable and accrued liabilities	\$ 2,862,163	\$ 2,775,410	\$ 86,753	\$ -	\$ -
Long-term debt	744,969	162,451	164,426	418,092	-
Total	\$3,607,132	\$2,937,861	\$251,179	\$ 418,092	\$ -

iii) Market Risk

The school division is exposed to market risks with respect to interest rates, as follows:

Interest Rate Risk

Interest rate risk is the risk that the fair value or future cash flows of a financial instrument will fluctuate because of changes in market interest rates. The school division's interest rate exposure relates to cash and cash equivalents and portfolio investments.

The school division also has an authorized bank line of credit of \$6,200,000 with interest payable monthly at a rate of prime minus 1.75% per annum. Changes in the bank's prime rate can cause fluctuation in interest payments and cash flows. There was no balance outstanding on this credit facility at August 31, 2021.

The school division minimizes these risks by:

- holding cash in an account at a Canadian bank, denominated in Canadian currency
- investing in GICs and term deposits for short terms at fixed interest rates
- managing cash flows to minimize utilization of its bank line of credit
- managing its interest rate risk on long-term debt through the exclusive use of fixed rate terms for its long-term debt

GOOD SPIRIT SCHOOL DIVISION NO. 204
NOTES TO THE FINANCIAL STATEMENTS
As at August 31, 2021

19. COVID-19 PANDEMIC

The COVID-19 pandemic is complex and rapidly evolving. It has caused material disruption to businesses and has resulted in an economic slowdown. The school division continues to assess and monitor the impact of COVID-19 on its financial condition. The magnitude and duration of COVID-19 is uncertain and, accordingly, it is difficult to reliably measure the potential future impact on the school division's financial position and operations.